Inferno MP9WC Set Up Sheet

ver.1.00 WC

ドライバー名 / Name of Driver	データ収集日 / DATE	コース / Track	エンジン / Engine	プラグ / Plug	燃料 / Fuel
David Ronnefalk	2011-08	Euro-A Sand	Neo11 3-Port	Orion 5	Meccafuel 25%

スパー / Spur	クラッチベル/スプリング/シュー / Clutch Bell/Spring/Shoe	タイヤ/インナー/ホイール / Tires / Inner/ Wheel	マフラー / Muffler
48 T	13 T　[2] 1.10　[1] 1.00　[ ] 0.95　[ ] 0.90　Carbon X ____　Aluminum X 3	Tires : AKA Impact M　Wheel: AKA Evo Inner: AKA Stock	Orion 2058

●ダンパーセッティング / Shock-Set-Up

	FRONT	REAR
ダンパータイプ Shock Type	S	M
ダンパーピストン Shock Piston B = Black W = White T = Taper	[ ] φ1.2 x 6 B [ ] φ1.2 x 8 B [ ] φ1.2 x 8 T [ ] φ1.3 x 5 B [ ] φ1.3 x 6 W [X] φ1.3 x 8 W [ ] φ1.3 x 8 T [ ] φ1.4 x 5 W [ ] φ1.4 x 8 T	[ ] φ1.2 x 6 B [ ] φ1.2 x 8 B [ ] φ1.2 x 8 T [ ] φ1.3 x 5 B [ ] φ1.3 x 6 W [X] φ1.3 x 8 W [ ] φ1.3 x 8 T [ ] φ1.4 x 5 W [ ] φ1.4 x 8 T
オイル Oil	# 700	# 400
スプリング Spring	Blue	Blue
プレッシャースポンジ Pressure Sponge		

●車高/Ride Height

FRONT	REAR
28 mm	29 mm

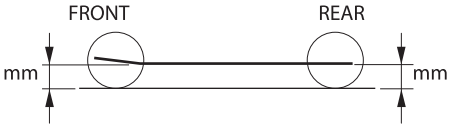

●リバウンド高/Rebound

FRONT	REAR
mm	mm

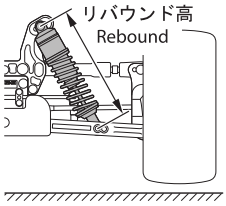

●キャンバー角/Camber Angle

FRONT	REAR
+ − 2°	+ − 1°

+ Positive Camber
− Negative Camber

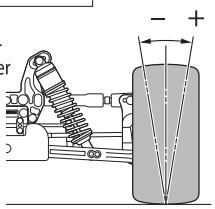

●フロントスキッド角 / Front Skid Angle

上部 Upper	フロント側 Front Side	[X] 1 [ ] H [ ] 9 [ ] 6
	リヤ側 Rear Side	[ ] [X]
下部 Under	フロント側 Front Side	[ ] 9°L [X] 11°L [ ] 9°S [ ] 11°S

●アッパーアームポジション
Upper Arm Position

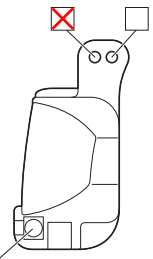

●フロントトレッド Front Tread

[ ] S
[X] L

●フロントハブキャリア Front Hub Carrier

[ ] −1°　[ ] 0°　[X] +1°

[ ] Plastic
[X] Aluminum

●ダンパー取り付け位置 / Shock Mount Position

上部 / Shock Stay

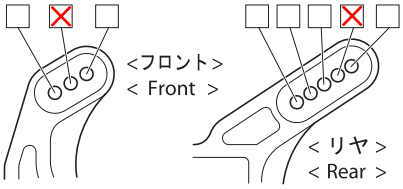

下部 / Sus Arm	
FRONT	REAR
[X] In [ ] Out	[X] In [ ] Out

Rear Shock Stay	
[X] SHORT	[ ] LONG

●デフセッティング / Diff Gear Set-Up

	FRONT	CENTER	REAR
オイル Oil	[X] Normal [ ] LSD	[X] Normal [ ] LSD	[X] Normal [ ] LSD
	10000	5000	3000

●トー角 / Toe Angle

FRONT	REAR
+ − °	[ ] 2° [ ] 2.5° [X] 3°

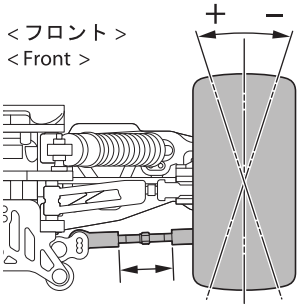

●ホイールベース / Wheelbase

Wheelbase		
リヤハブカラー Collar of Rear Hub	Front Side	1,2 mm
	Rear Side	____ mm

●リヤロールセンター&スキッド角 / Rear Roll Center & Skid Angle

< ロールセンターH > < Roll Center H >

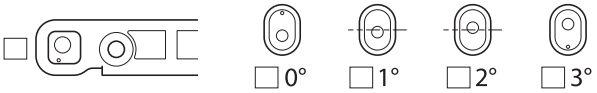

< ロールセンターL > < Roll Center L >

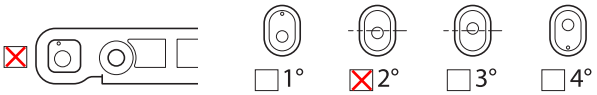

●アッパーアームポジション / Upper Arm Position

	REAR
バルク側 Shock Stay	[ ] 1 [ ] 2 [ ] 3 [ ] 4 [ ] 5 [ ] 6 [ ] 7 [ ] 8 [X] 9 [ ] 10
ホイール側 Wheel side	[ ] 1 [ ] 2 [ ] 3 [X] 4 ※3、4はIFW410使用時

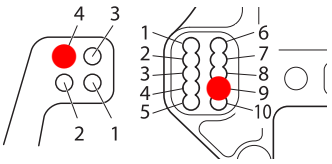

●リヤハブキャリア Rear Hub Carrier

[ ] Plastic　[ ] Hard
[ ] Aluminum
[X] Aluminum /Off-2.0

●ステアリングプレート Steering Plate

[ ] A
[ ] B
[X] C

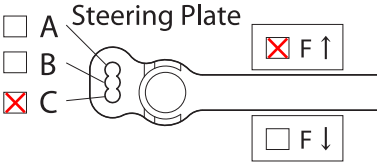

[X] F↑
[ ] F↓

●リヤハブポジション Rear Hub Position

[ ] Upper　[ ] Under

●トルクロッド / Chassis Brace

FRONT	REAR
[X] Plastic	[X] Plastic
[ ] Aluminum	[ ] Aluminum

●スタビライザー Unti Roll Bar

FRONT	REAR
φ 2,5	φ 2,6
0 mm	0 mm

< フロント >
< Front >

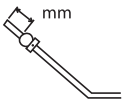

< リヤ >
< Rear >

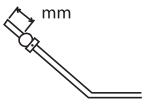

●リヤトレッド / Rear Tread

フロント側 Front Side	リヤ側 Rear Side
[X] S [ ] M [ ] L	[X] S [ ] M [ ] L

●ホイールハブ / Wheel Hub

FRONT	REAR
[ ] NARROW	[X] NARROW
[X] NORMAL	[ ] NORMAL

●ウイング角度 Wing Angle

[ ] Upper　[X] Under

●バッテリーポジション Battery Position

[X] FRONT　[ ] REAR

● ウエイト / Weight